

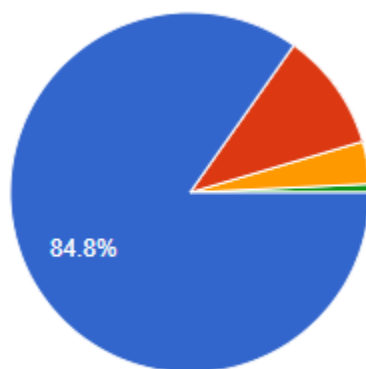
Student Satisfaction Survey

Lyallpur Khalsa College For Women Jalandhar

Total No of Responses: 263

What degree program are you pursuing now?

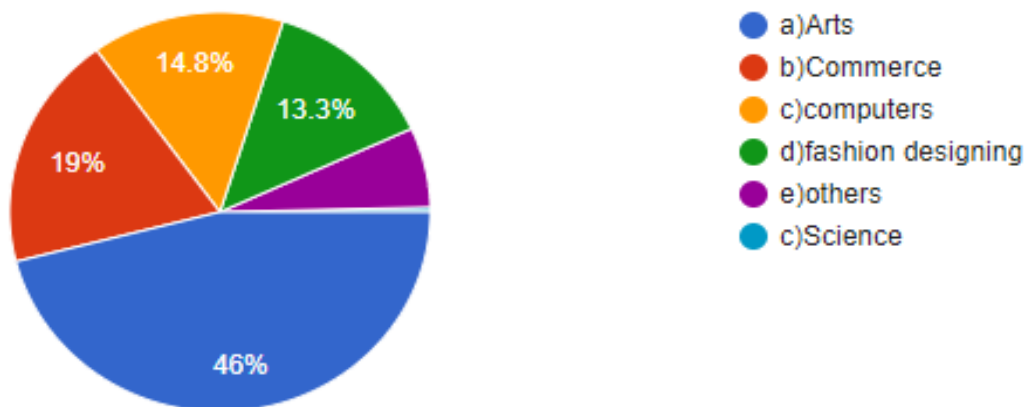
Degree	Bachelor's	Master's	other
No of students	223	28	10
Percentage	84.8%	10.6%	3.8%



- a) bachelor's
- b) master's
- c) others
- e) others

What subjects you are currently pursuing?

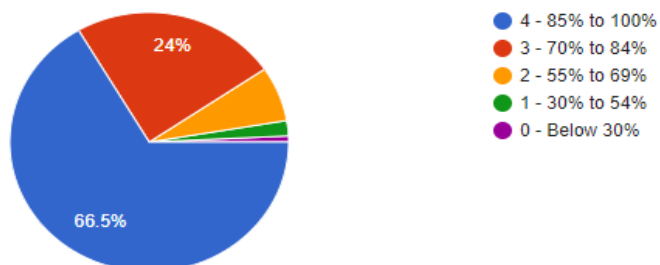
Streams	Arts	Commerce	Computers	Fashion Designing	others	Sciences
No. of students	121	50	39	35	17	0
Strength	46%	19%	14.8%	13.3%	6.5%	0%



1. How much of the syllabus was covered in the class?

Scale	4	3	2	1	0
Criteria	85-100%	70—84%	55-69%	30-54%	Below 30%
No. of students	175	63	18	5	2
Percentage	66.5%	24%	6.8%	1.9%	0.8%

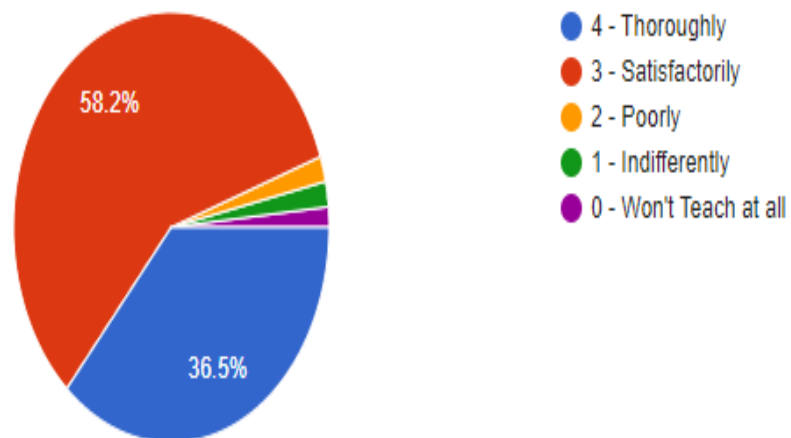
263 responses



2. How well did the teachers prepare for the classes?

Scale	4	3	2	1	0
Criteria	Thoroughly	Satisfactorily	Poorly	Indifferently	Wont teach at all
No. of Responses	96	153	5	5	4
Percentage	36.5%	58.2%	1.9%	1.9%	1.5%

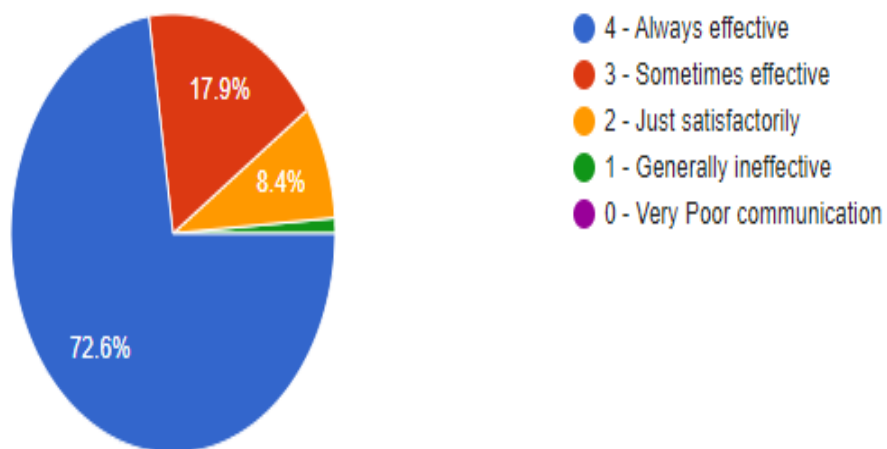
263 responses



3. How well were the teachers able to communicate?

Scale	4	3	2	1	0
Criteria	Always effective	Sometimes effective	Just Satisfactorily	Generally Ineffective	Very poor communication
No. of Responses	191	47	22	3	0
Percentage	72.6%	17.9%	8.4%	1.1%	0%

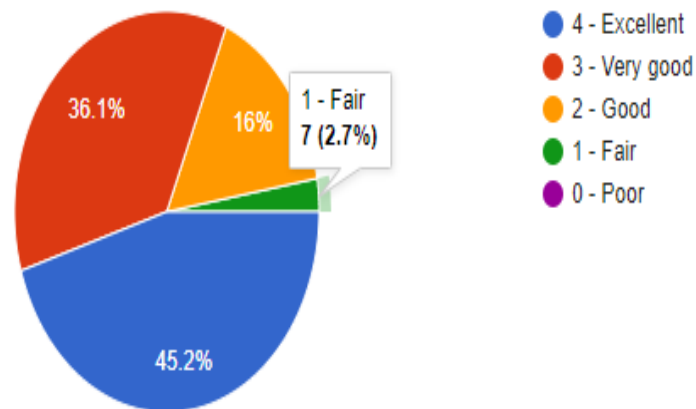
263 responses



4. The teacher 's approach to teaching can best be described as?

Scale	4	3	2	1	0
Criteria	Excellent	Very good	Good	Fair	poor
No. of Responses	119	95	42	7	0
Percentage	45.2%	36.1%	16%	2.7%	0%

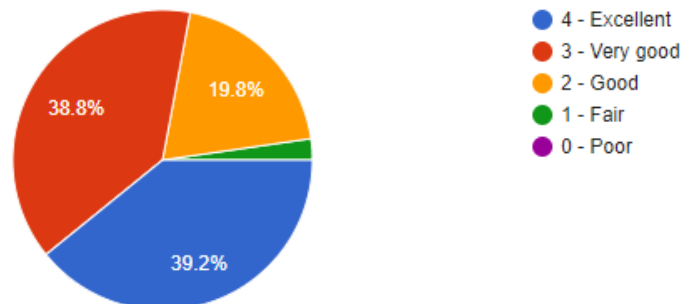
263 responses



5 .Fairness of the internal evaluation by the teacher ?

Scale	4	3	2	1	0
Criteria	Excellent	Very good	Good	Fair	poor
No. of Responses	103	102	52	6	0
Percentage	39.2%	38.8%	19.8%	2.3%	0%

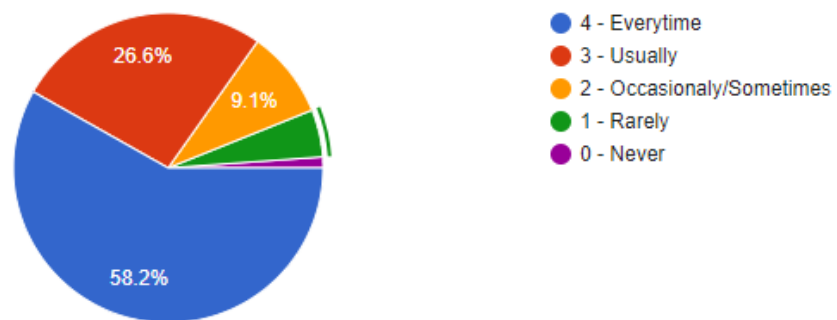
263 responses



6. Was your performance in assignments discussed with you ?

Scale	4	3	2	1	0
Criteria	Everytime	Usually	Occasionally	Rarely	Never
No. of Responses	153	70	24	13	3
Percentage	58.2%	26.6%	9.1%	4.9%	1.1%

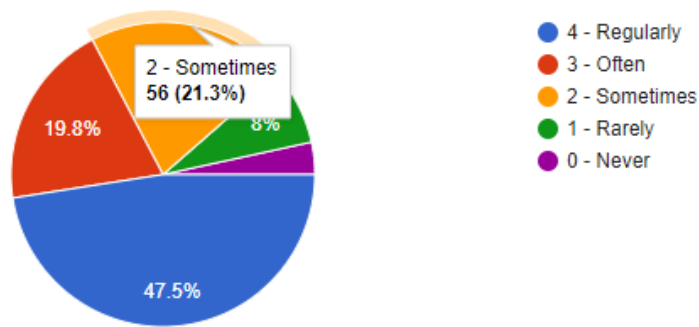
263 responses



7.The institute take active interest in promoting internship,student exchange,field visit,opportunity for the students?

Scale	4	3	2	1	0
Criteria	Regularly	Often	Sometimes	Rarely	Never
No. of Responses	125	52	56	4	9
Percentage	47.5%	19.8%	21.3%	8%	3.4%

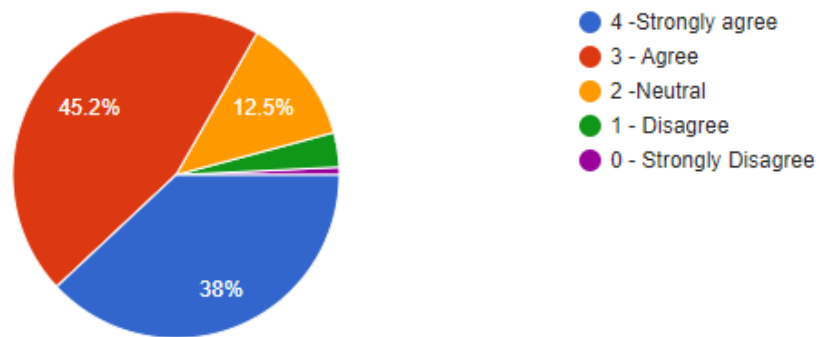
263 responses



8.The teaching and mentoring process in your institution facilities you in cognitive,social and emotional growth?

Scale	4	3	2	1	0
Criteria	Significantly	Very Well	Moderately	Marginally	Not at all
No. of Responses	82	134	41	4	2
Percentage	31.2%	51%	15.6%	1.5%	0.8%

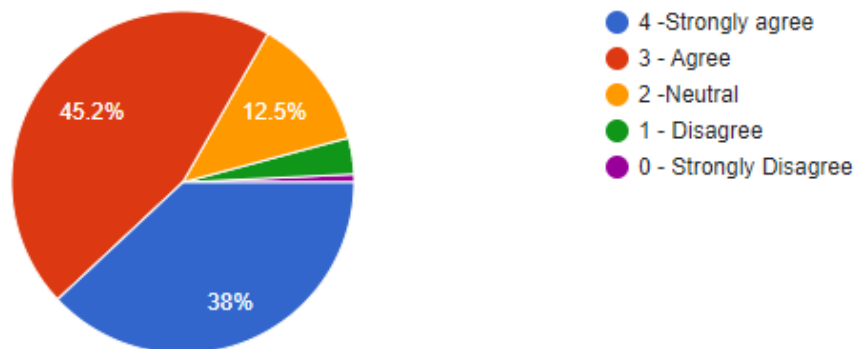
263 responses



9. The institution provides multiple opportunities to learn and growth?

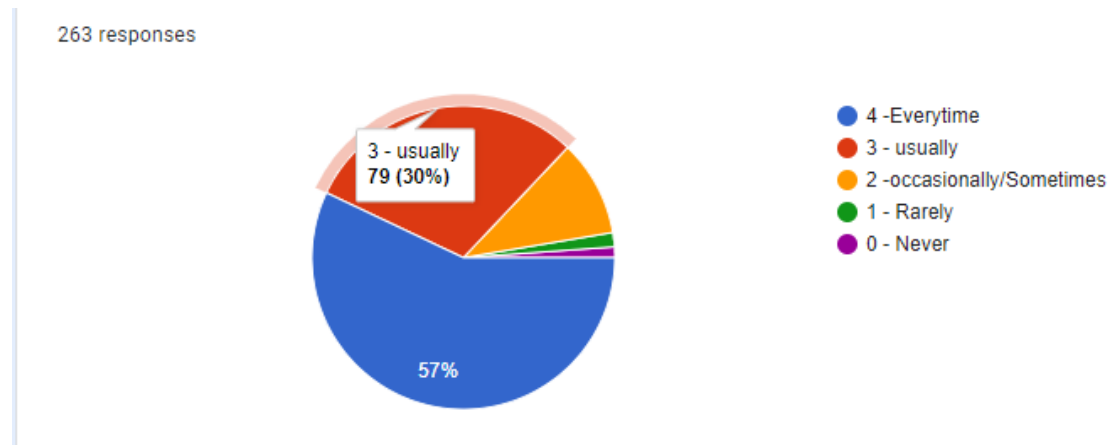
Scale	4	3	2	1	0
Criteria	Strongly agree	Agree	Neutral	Disagree	Strongly Disagree
No. of Responses	100	119	33	9	2
Percentage	38%	45.2%	12.5%	3.4%	0.8%

263 responses



10. Teachers inform you about your expected competencies, course outcomes and program outcomes?

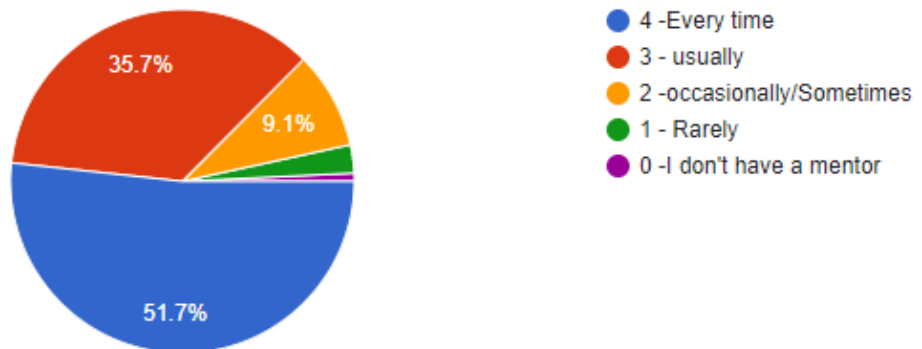
Scale	4	3	2	1	0
Criteria	Everytime	Usually	Occasionally	Rarely	Never
No. of Responses	150	79	27	4	3
Percentage	57%	30%	10.3%	1.5%	1.1%



11. Your mentor does a necessary follow-up with an assigned task to you?

Scale	4	3	2	1	0
Criteria	Everytime	Usually	Occasionally	Rarely	I don't have
No. of Responses	136	94	24	7	2
Percentage	51.7%	35.7	9.1%	2.7%	0.8%

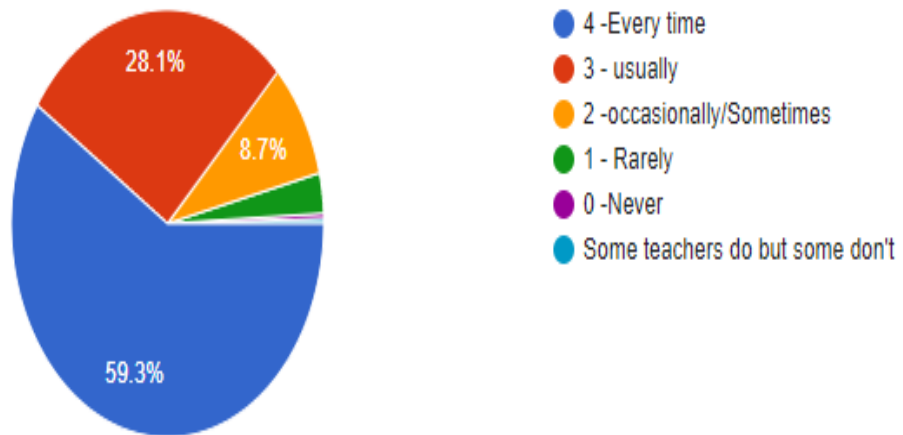
263 responses



12. The teachers illustrate the concepts through examples and applications?

Scale	4	3	2	1	0
Criteria	Everytime	Usually	Occasionally	Rarely	I don't have
No. of Responses	156	74	23	8	1
Percentage	59.3%	28.1%	8.7%	3%	0.4%

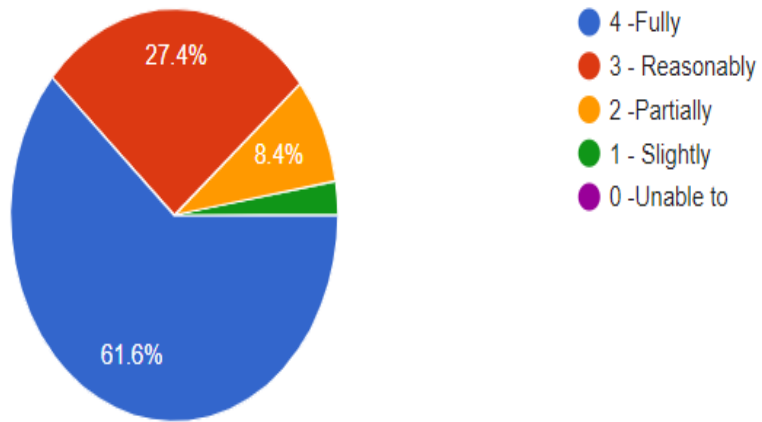
263 responses



13.The teachers identify your strengths and encourage you with providing right level of challenges?

Scale	4	3	2	1	0
Criteria	Fully	Reasonably	Parttially	Slightly	Unable to
No. of Responses	162	72	22	7	0
Percentage	61.6%	27.4%	8.4%	2.7%	0%

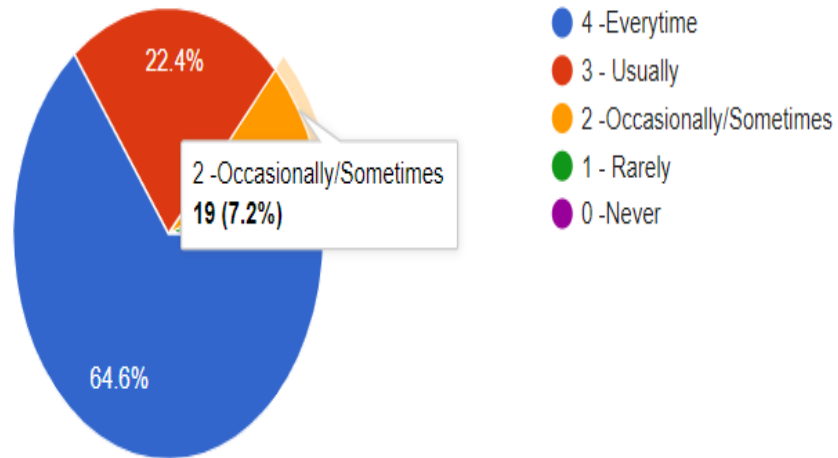
263 responses



14. Teachers are able to identified your weaknesses and help you to overcome them ?

Scale	4	3	2	1	0
Criteria	Everytime	Usually	Ocasionally	Rarely	Never
No. of Responses	170	59	19	9	6
Percentage	64.6%	22.4%	7.2%	3.4%	2.3%

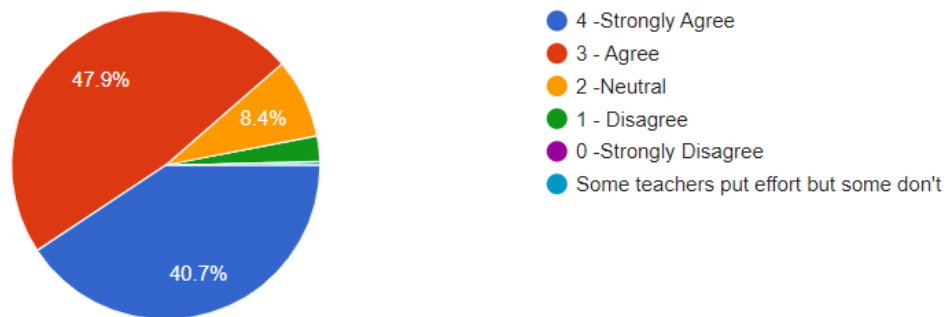
263 responses



15.The institution makes effort to engage students in the monitoring, review and continuous quality improvement of the teaching learning process?

Scale	4	3	2	1	0
Criteria	Strongly agree	Agree	Neutral	Disagree	Strongly disagree
No. of Responses	107	126	22	7	0
Percentage	40.7%	47.9%	8.4%	2.7%	0%

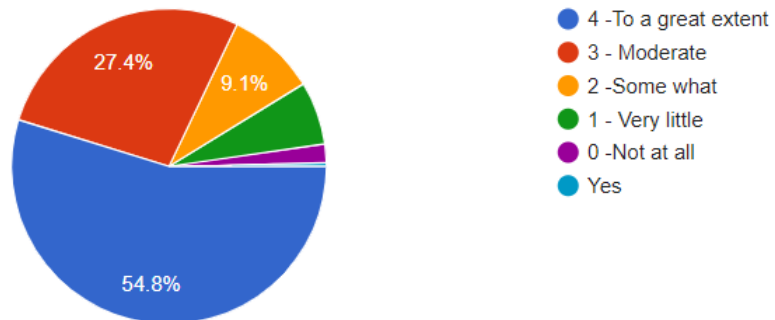
263 responses



16. The institute/teachers use students centric methods, such as experiential learning, participative learning and problem solving methodologies for enhancing learning experiences?

Scale	4	3	2	1	0
Criteria	To a great extent	Moderate	Some what	Very Little	Not at all
No. of Responses	144	72	24	17	5
Percentage	54.8%	27.4%	9.1%	6.5%	1.9%

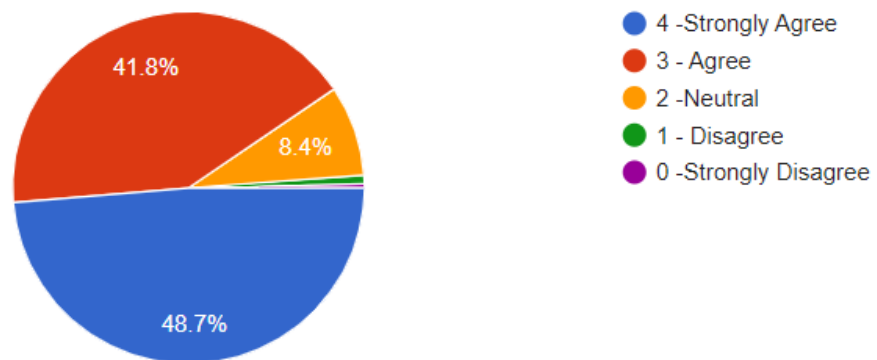
263 responses



17. Teachers encourage you to participate in extracurricular activities?

Scale	4	3	2	1	0
Criteria	Strongly agree	Agree	neutral	Disagree	Strongly disagree
No. of Responses	128	110	22	2	1
Percentage	48.7%	41.8%	8.4%	0.8%	0.4%

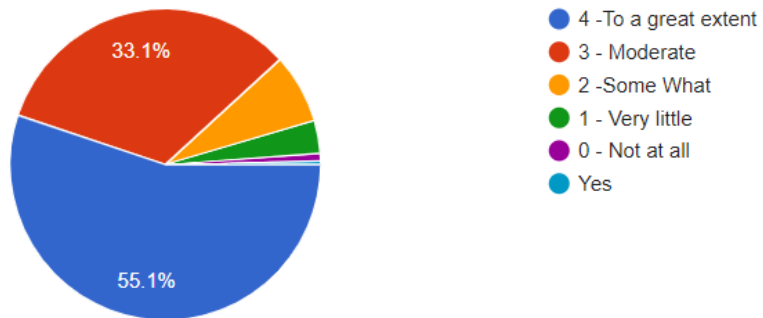
263 responses



18. Efforts are made by the institute/teachers to inculcate soft skills, life skills and employability skills to make you ready for the work of world?

Scale	4	3	2	1	0
Criteria	To a great extent	Moderate	Some what	Very Little	Not at all
No. of Responses	145	87	19	9	2
Percentage	55.1%	33.1%	7.2%	3.4%	0.8%

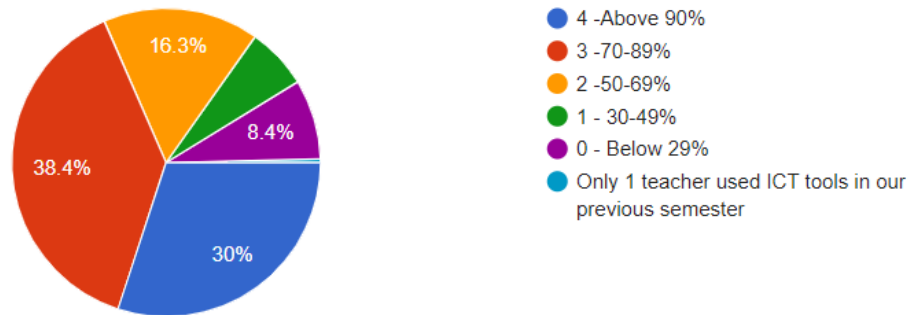
263 responses



19. What percentage of teachers use ICT tools such as LCD projector, multimedia, etc. while teaching?

Scale	4	3	2	1	0
Criteria	Above 90%	70-89%	50-69%	30-49%	Below 29%
No. of Responses	79	101	4	7	22
Percentage	30%	38.4%	16.3%	6.5%	8.4%

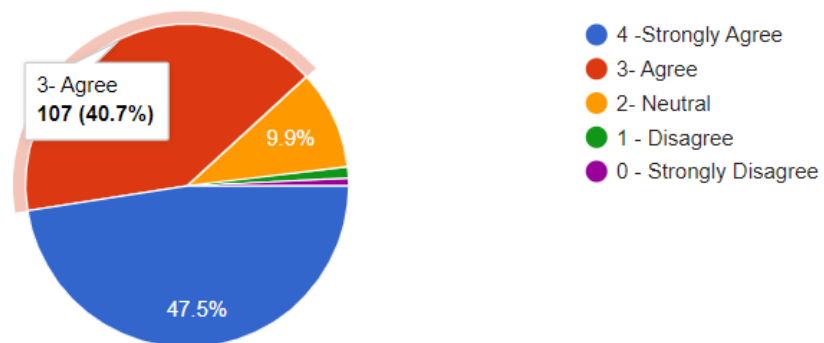
263 responses



20. The overall quality of teaching-learning process in your institute is very good?

Scale	4	3	2	1	0
Criteria	Strongly agree	Agree	neutral	Disagree	Strongly disagree
No. of Responses	125	107	26	3	2
Percentage	47.5%	40.7%	9.9%	1.1%	0.8%

263 responses



21. Any suggestion to improve the teaching learning process in your institution?

- As from my point of view the teaching process in our institution is excellent.
- Nothing all teachers are good
- Use of technology in the classroom.
- Everything is good so I don't think so there is any need of improvement
- Teachers are excellent guide for every student.
- Doing activities with students to improve teaching and learning process
- Discuss the formal bigger picture
- All teachers are well educated and very helpful... So there is no suggestion to improve
- Learning and testing based programmes to improve the teaching learning process
- Hire more teachers .
- Teacher should provide full-fledge knowledge about whole syllabus and should give lectures daily
- Teacher encourage their student for study
- Concepts should be teached practically using ICT tools and experimently mostly rather than on blackboard
- I think every teacher should know about every student's weaknesses and strengthens in the class.
- Field activities and life skills and employbility skills should be discussed more

- They should give equal opportunitys to students and treat equally to all students
- Teachers should be polite and respectful towards students
- Provide regular feedback and encourage students participation.
- Take extra classes
- I think teachers use smart screen for teaching their students because it very helpful for students learn easily